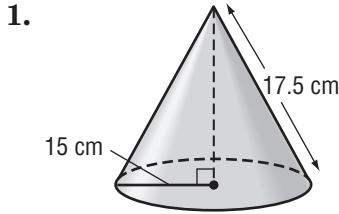


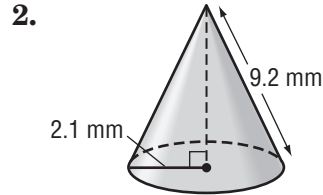
Lesson 5 Skills Practice

Surface Area of Cones

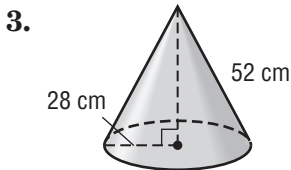
Find the lateral and total surface areas of each cone. Round to the nearest tenth if necessary.



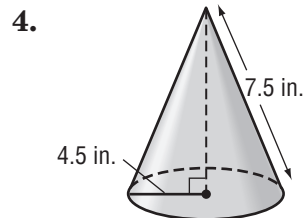
824.3 cm²; 1,531.5 cm²



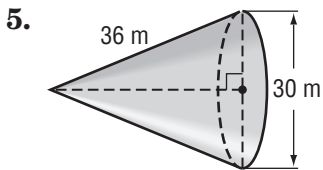
60.7 mm²; 74.5 mm²



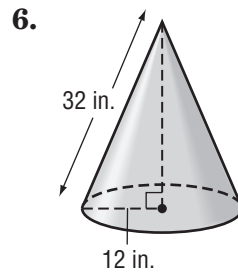
4,574.2 cm²; 7,037.2 cm²



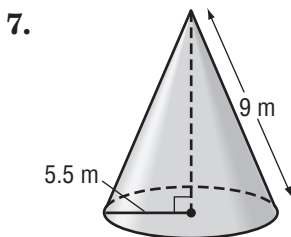
106 in²; 169.6 in²



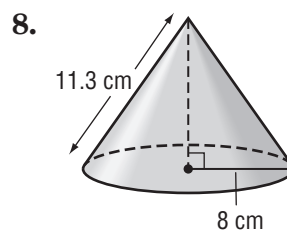
1696.5 m²; 2,403.3 m²



1,206.4 in²; 1,658.8 in²



155.4 m²; 250.5 m²



284.0 cm²; 485.1 cm²