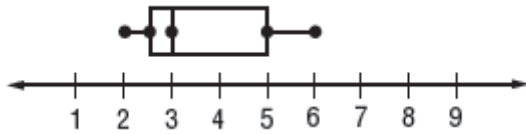
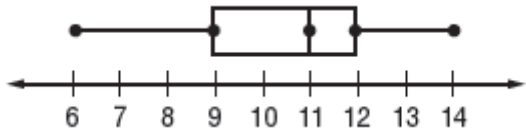


Lesson 9-4

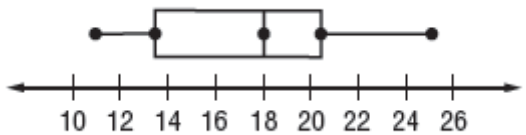
1. 7.4; 7.5; no mode; 12
2. 55.9; 57; 61; 12
3. 131.6; 134; 134; 18
4. 52.1; 54; 56; 29
5. 12.1; 11; 11; 15
6. 20.9; 20.5; 20, 21; 7
7. 1.9; 2; 2; 2
8. 29.9; 29; 27, 29; 19
9. minimum: 2; Q1: 2.5; median: 3; Q3: 5; maximum: 6



10. minimum: 6; Q1: 9; median: 11; Q3: 12; maximum: 14



11. minimum: 11; Q1: 13.5; median: 18; Q3: 20.5; maximum: 25



12. minimum: 2; Q1: 5; median: 7; Q3: 12; maximum: 14



Lesson 9-5

1. 5.6; Sample answer: The average distance each data value is from the mean is 5.6 points.
2. 28.4; Sample answer: The average distance each data value is from the mean is 28.4 minutes.
3. 6.5; Sample answer: The average distance each data value is from the mean is 6.5 miles per hour.
4. 1.4; Sample answer: The average distance each data value is from the mean is 1.4 hours.
5. 1.7; Sample answer: The average distance each data value is from the mean is 1.7 inches.
6. 2.9; Sample answer: The average distance each data value is from the mean is \$2.90.